

Scaled data based on original data using
LM-79-08 Approved Method: Electrical and Photometric Measurements of Solid-
State Lighting Products

Test Report Prepared for
Cooper Lighting Solutions
(formerly Eaton)

Brand: McGRAW-EDISON

Report Number: P385853

Luminaire Tested: **GWC-SA1C-722-U-SL2**

Issue Date: 3/3/2020

Test Information

Test Method: LM-79-08
Report Number: P385853
TEST IS SCALED FROM IESNA LM-79-08 TEST DATA (G2-1903-205-20)
Test Lab: INNOVATION CENTER
Issue Date: 3/3/2020
Manufacturer: COOPER LIGHTING SOLUTIONS (FORMERLY EATON)
Product Line: MCGRAW-EDISON
Catalog Number: GWC-SA1C-722-U-SL2
Description: GALLEON WALL LUMINAIRE
(1) 70 CRI, 2200K, 1050mA LIGHTSQUARE WITH 16 LEDS AND TYPE II SPILL
LIGHT ELIMINATOR OPTICS
Light Source: -
Ballast/Driver: ELECTRONIC DRIVER

Summary

Lumens per Lamp: N/A
Luminaire Lumens: 5439 lumens
Efficiency: N/A
Efficacy: 93.8 lumens/watt
Luminous Opening: Rectangular (W 0.5' x L: 0.5' x H: 0')
IES Classification: Type III - Medium
BUG Rating: B1 - U0 - G2

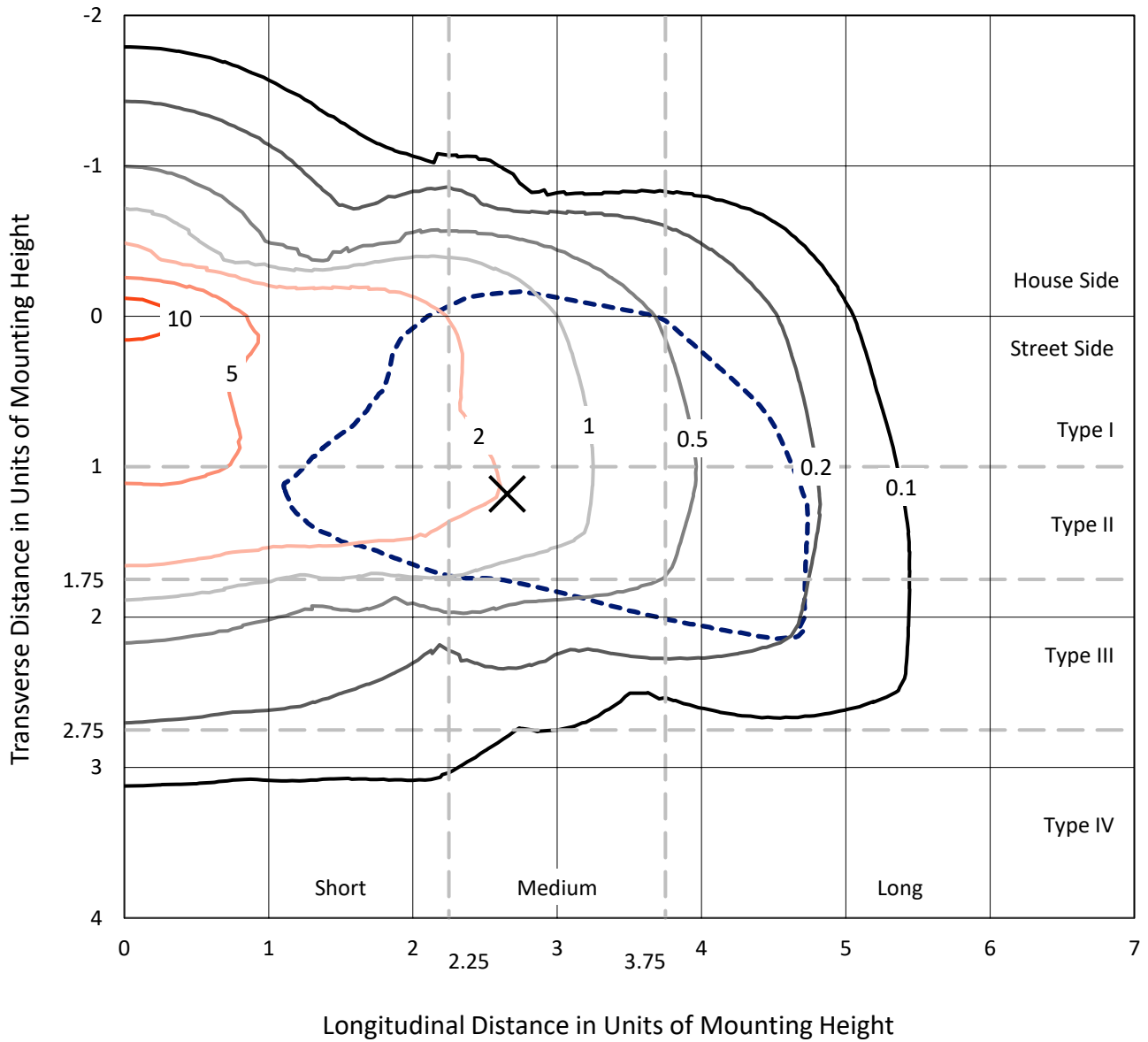
Input Watts (W): 58
Input Voltage (V): NR
Input Current (Ain): NR
Voltage Rise (V): NR
Power Factor: NR
Total Harmonic Distortion (THDi): NR
Frequency (hertz): 60
Stabilization Time: NR
Operation Time: NR
Ambient Temperature (°C): NR
Test Distance: 24 FT



REPORT NUMBER: P385853
 CATALOG NUMBER: GWC-SA1C-722-U-SL2

Iso-Footcandle Lines of Horizontal Illumination

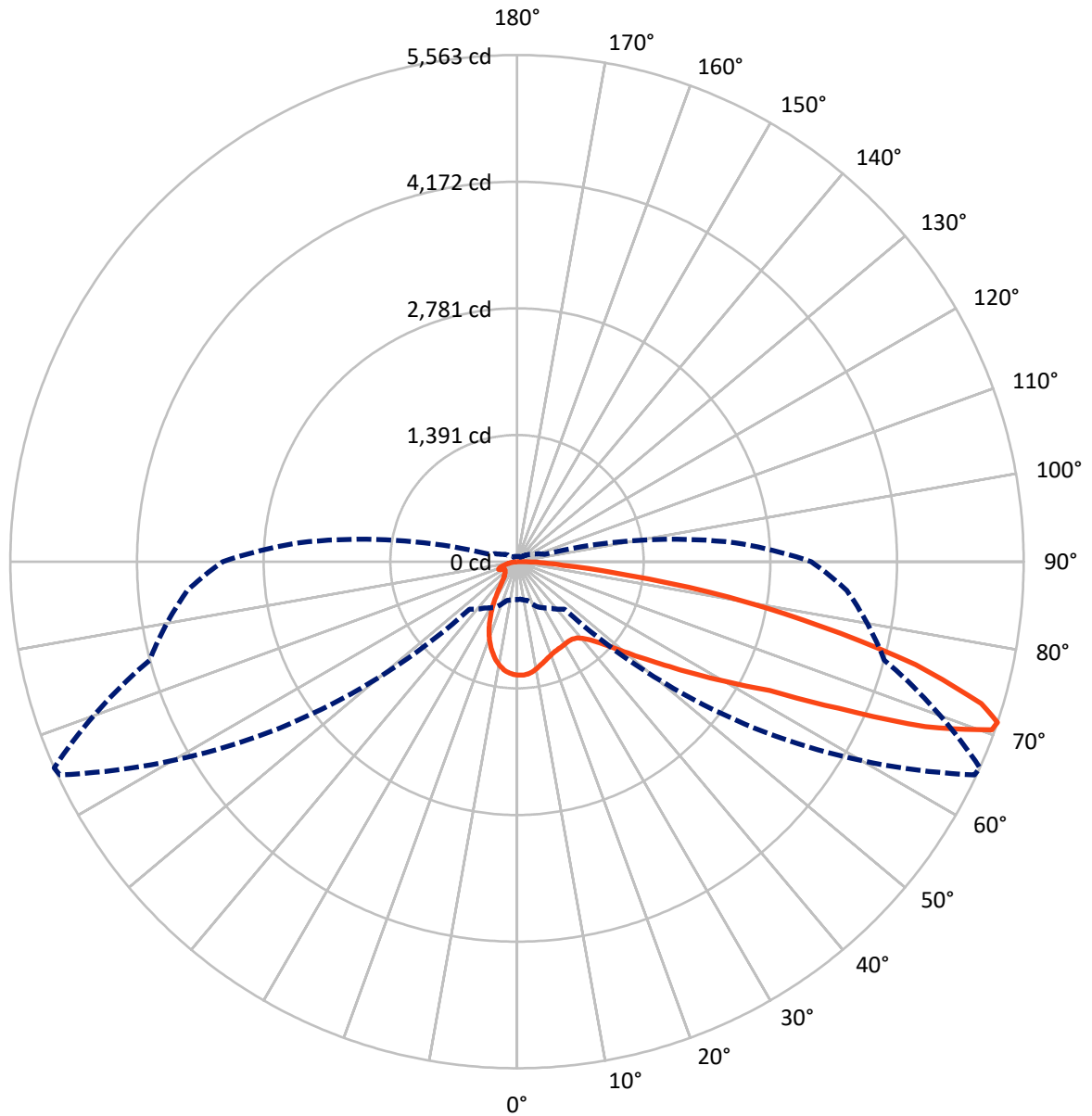
× Max cd
 - - - 1/2 Max cd



Based on 10 foot mounting height. Maximum calculated value = 12.5 fc
 Type III - Medium - N/A

REPORT NUMBER: P385853
CATALOG NUMBER: GWC-SA1C-722-U-SL2

Luminous Intensity Polar Plot



— Vertical Plane Through 66-Deg Lateral - - - Horizontal Cone Through 71-Deg Vertical



REPORT NUMBER: P385853

CATALOG NUMBER: GWC-SA1C-722-U-SL2

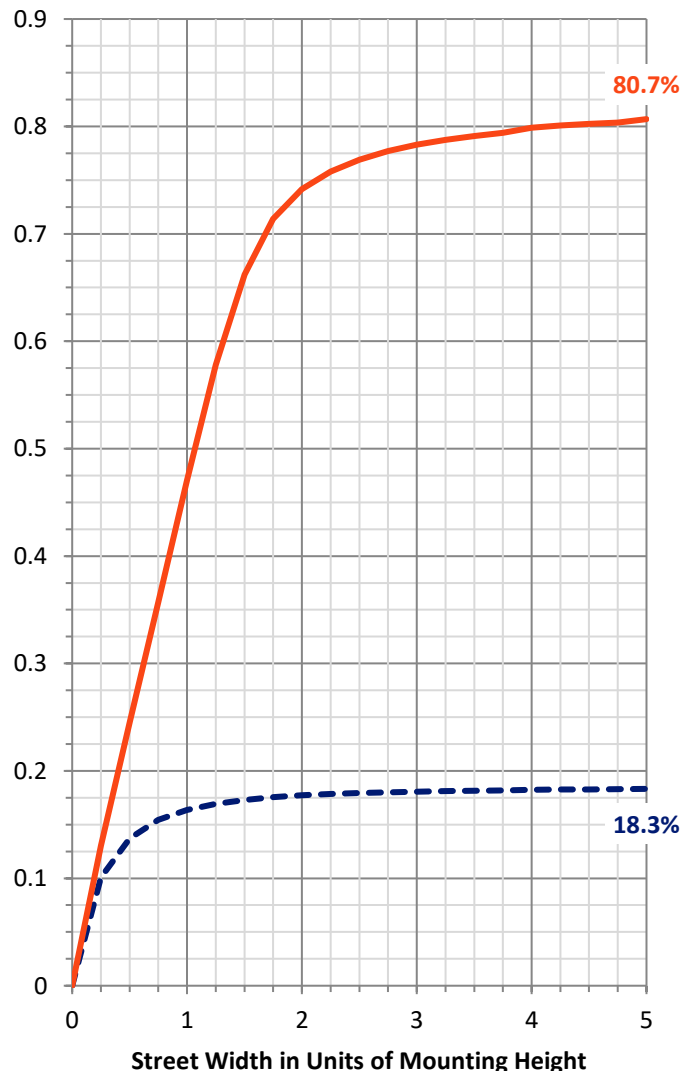
FLUX DISTRIBUTION:

		Downward	Upward	Total
House Side	Lumens	1008.0	0.0	1008.0
	% Fixture	18.5	0.0	18.5
Street Side	Lumens	4431.0	0.0	4431.0
	% Fixture	81.5	0.0	81.5
Total	Lumens	5439.0	0.0	5439.0
	% Fixture	100.0	0.0	100.0

ZONAL LUMENS:

Zone	Lumens	% Fixture
0°-10°	109.7	2.0
10°-20°	263.0	4.8
20°-30°	353.3	6.5
30°-40°	464.8	8.5
40°-50°	676.2	12.4
50°-60°	1056.3	19.4
60°-70°	1323.1	24.3
70°-80°	1009.3	18.6
80°-90°	183.3	3.4
90°-100°	0.0	0.0
100°-110°	0.0	0.0
110°-120°	0.0	0.0
120°-130°	0.0	0.0
130°-140°	0.0	0.0
140°-150°	0.0	0.0
150°-160°	0.0	0.0
160°-170°	0.0	0.0
170°-180°	0.0	0.0
0°-90°	5439.0	100.0
0°-180°	5439.0	100.0

Coefficient of Utilization



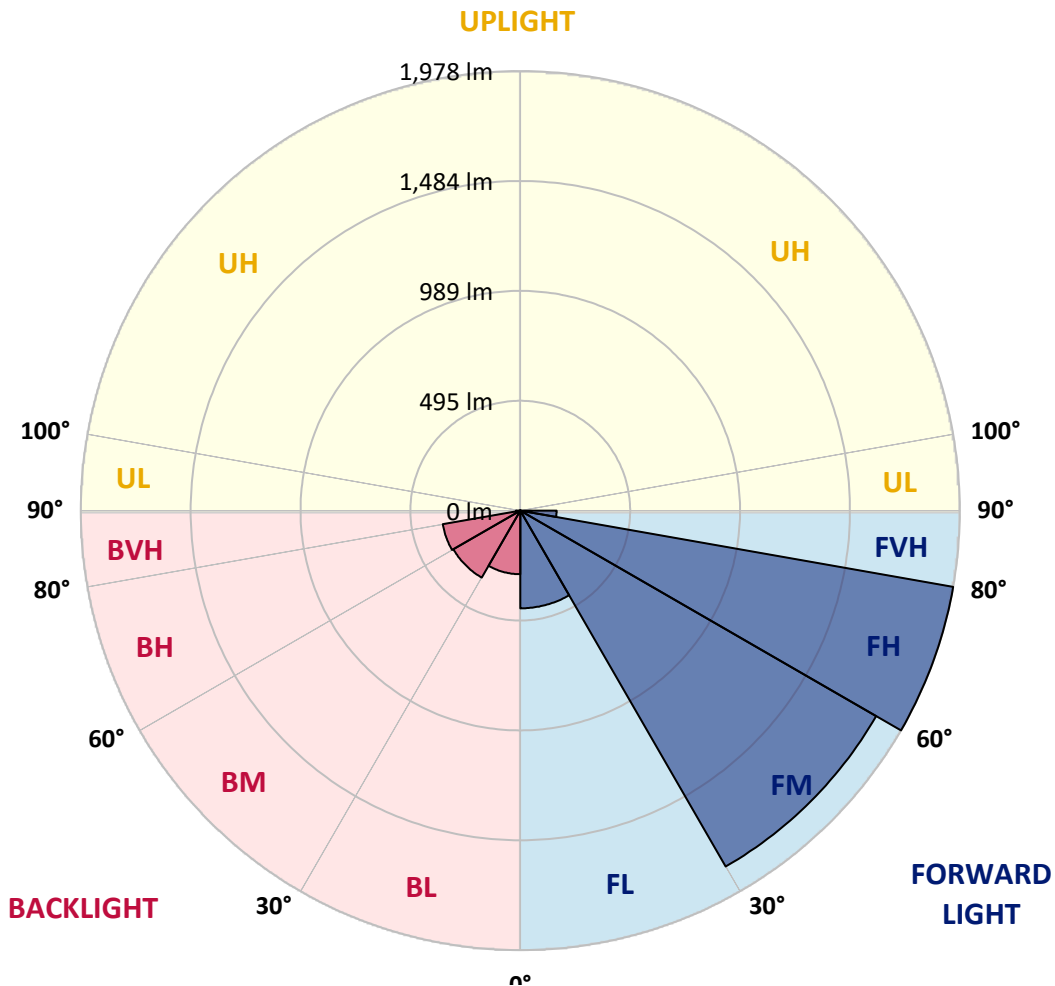
REPORT NUMBER: P385853

CATALOG NUMBER: GWC-SA1C-722-U-SL2

LUMINAIRE CLASSIFICATION SYSTEM LUMEN TABLE AND BUG RATING:

Zone	Lumens	% Fixture	Zone Rating/Lumen Limit		
			B	U	G
FL (0°-30°)	439.8	8.1			
FM (30°-60°)	1849.5	34.0			
FH (60°-80°)	1978.2	36.4			G2/5000
FVH (80°-90°)	163.4	3.0			G2/225
BL (0°-30°)	286.2	5.3	B1/500		
BM (30°-60°)	347.7	6.4	B1/1000		
BH (60°-80°)	354.2	6.5	B1/500		G1/500
BVH (80°-90°)	19.8	0.4			G1/100
UL (90°-100°)	0.0	0.0		U0/0	
UH (100°-180°)	0.0	0.0		U0/0	

BUG Rating: B1-U0-G2
 Type III Medium





REPORT NUMBER: P385853

CATALOG NUMBER: GWC-SA1C-722-U-SL2

CANDELA DISTRIBUTION (FULL):

	0°	5°	15°	25°	35°	45°	55°	65°	66°	75°	85°
0°	1246.0	1246.0	1246.0	1246.0	1246.0	1246.0	1246.0	1246.0	1246.0	1246.0	1246.0
2.5°	1222.9	1221.0	1226.6	1232.4	1234.7	1238.5	1244.1	1247.3	1247.1	1247.7	1245.8
5°	1141.7	1139.3	1150.6	1159.8	1177.4	1197.3	1221.6	1238.8	1239.2	1249.0	1251.6
7.5°	1064.9	1063.3	1076.2	1091.0	1111.5	1141.9	1181.2	1218.4	1220.6	1247.1	1256.3
10°	1003.3	1003.0	1015.6	1031.7	1055.6	1089.5	1134.6	1189.1	1192.5	1238.1	1257.0
12.5°	955.3	956.0	966.9	985.3	1010.5	1046.0	1094.8	1156.2	1161.7	1223.8	1252.7
15°	919.8	922.8	931.6	950.2	975.0	1011.0	1061.2	1125.8	1134.0	1207.8	1250.3
17.5°	899.5	902.9	909.1	924.5	947.8	982.5	1030.0	1100.8	1108.3	1195.6	1250.5
20°	893.5	896.3	899.9	909.3	929.0	960.5	1005.4	1078.3	1086.4	1185.9	1252.4
22.5°	905.3	907.4	907.8	907.0	919.0	944.8	987.6	1061.8	1070.4	1179.5	1253.7
25°	930.7	933.5	931.4	924.5	920.5	936.3	978.4	1050.9	1059.5	1174.8	1251.0
27.5°	968.8	969.2	967.5	958.5	939.9	937.2	975.6	1044.5	1052.7	1169.4	1245.6
30°	1020.6	1023.1	1020.1	1007.9	977.4	952.3	978.9	1038.3	1045.8	1162.4	1236.8
32.5°	1081.3	1087.3	1087.1	1074.3	1030.8	985.9	992.8	1034.5	1040.3	1155.1	1226.1
35°	1144.2	1152.5	1167.9	1162.4	1108.5	1039.0	1019.5	1040.5	1044.5	1154.1	1218.6
37.5°	1209.5	1217.8	1249.5	1264.2	1201.1	1115.1	1061.6	1061.8	1063.6	1165.6	1218.0
40°	1277.9	1286.7	1334.4	1372.5	1321.1	1211.4	1129.4	1106.1	1104.0	1193.8	1229.1
42.5°	1373.7	1381.6	1438.8	1487.5	1454.2	1334.8	1223.1	1174.4	1170.1	1249.0	1264.6
45°	1494.8	1501.5	1562.4	1614.4	1597.3	1475.6	1340.8	1268.5	1267.8	1341.0	1336.5
47.5°	1638.8	1644.1	1698.7	1749.1	1755.2	1637.7	1488.8	1413.7	1401.5	1467.2	1447.8
50°	1788.9	1794.7	1831.9	1885.9	1932.0	1854.6	1679.2	1591.5	1575.2	1633.8	1605.6
52.5°	1888.2	1895.9	1928.2	1996.7	2130.6	2092.3	1904.4	1807.1	1782.3	1835.6	1814.0
55°	1843.9	1861.2	1910.5	2020.4	2289.5	2455.5	2182.1	2058.5	2030.5	2074.9	2062.1
57.5°	1642.4	1666.1	1733.5	1903.0	2311.9	2775.5	2602.0	2354.7	2334.9	2322.2	2328.0
60°	1274.1	1296.9	1380.4	1601.5	2156.2	3009.1	3233.9	2719.7	2691.2	2570.4	2575.7
62.5°	901.8	890.3	947.6	1109.3	1752.1	3036.5	3952.9	3208.0	3114.1	2832.6	2809.5
65°	687.7	685.0	710.8	762.2	1061.2	2708.5	4381.3	4028.6	3881.9	3140.9	3086.5
67.5°	565.1	560.4	585.7	660.6	683.4	1747.4	4390.7	4980.7	4836.7	3524.8	3406.8
70°	464.6	459.3	483.0	579.7	631.5	886.2	3695.3	5538.2	5530.5	4010.8	3648.7
71°	416.5	412.8	441.1	548.5	620.4	738.6	3190.5	5539.7	5562.8	4175.3	3634.4
72.5°	339.1	340.5	370.5	488.2	612.2	652.2	2344.9	5281.5	5330.3	4332.1	3504.7
75°	225.3	226.5	265.9	375.6	593.6	638.1	1288.8	4431.8	4521.5	4238.2	3198.0
77.5°	151.4	151.0	177.8	257.6	517.2	638.1	755.7	3314.6	3413.2	3372.3	2465.5
80°	104.2	103.5	122.4	177.8	391.5	645.8	584.2	2322.9	2352.8	1821.2	1002.0
82.5°	63.8	64.4	80.0	125.6	266.5	581.2	551.5	1266.6	1234.1	510.8	250.3
85°	36.6	36.4	51.1	85.1	171.1	490.5	537.8	545.1	500.1	153.8	90.5
87.5°	13.1	14.1	27.4	47.1	98.0	341.6	456.3	283.6	255.6	69.5	40.9
90°	0.0	0.0	0.0	0.0	0.0	0.0	0.0	0.0	0.0	0.0	0.0



REPORT NUMBER: P385853
 CATALOG NUMBER: GWC-SA1C-722-U-SL2

CANDELA DISTRIBUTION (continued):

	90°	95°	105°	115°	125°	135°	145°	155°	165°	175°	180°
0°	1246.0	1246.0	1246.0	1246.0	1246.0	1246.0	1246.0	1246.0	1246.0	1246.0	1246.0
2.5°	1244.5	1245.6	1244.3	1236.8	1230.4	1220.1	1214.2	1206.2	1203.7	1202.6	1205.6
5°	1249.2	1249.5	1238.5	1218.7	1196.6	1170.5	1151.7	1128.6	1117.7	1113.0	1116.0
7.5°	1253.5	1251.8	1227.6	1189.8	1148.9	1103.4	1063.1	1026.1	1004.5	995.6	996.4
10°	1254.0	1246.9	1208.0	1149.6	1086.2	1019.5	957.5	900.4	864.4	840.9	848.0
12.5°	1248.2	1236.2	1179.3	1097.6	1009.5	918.7	834.9	749.3	697.8	674.0	674.7
15°	1243.7	1221.9	1144.0	1036.4	918.1	797.7	683.4	582.7	527.9	503.5	492.0
17.5°	1240.0	1206.5	1103.1	967.5	810.1	657.4	520.0	430.2	400.2	393.0	390.0
20°	1234.7	1190.2	1057.4	887.7	687.1	500.5	379.7	335.4	335.6	343.8	345.0
22.5°	1227.4	1171.6	1008.8	798.1	555.1	364.5	297.6	284.9	297.8	313.6	316.4
25°	1216.5	1149.6	954.7	699.1	423.3	280.2	254.3	253.7	269.5	286.0	288.4
27.5°	1201.1	1120.9	894.6	592.8	311.9	238.1	227.8	231.7	243.4	255.4	256.3
30°	1180.4	1087.5	828.3	480.7	244.5	212.0	210.9	214.5	221.6	230.0	230.8
32.5°	1157.7	1053.5	757.5	372.2	209.4	197.9	199.1	200.7	204.1	207.5	208.3
35°	1137.1	1018.7	685.0	282.8	192.7	188.7	188.0	187.6	188.0	186.8	187.0
37.5°	1123.7	990.0	609.6	225.2	183.1	180.7	178.4	175.6	172.4	170.5	170.9
40°	1118.8	968.6	533.1	194.5	175.2	173.5	169.2	163.2	159.4	158.3	158.3
42.5°	1132.0	957.5	459.3	179.1	168.6	165.8	158.7	151.7	148.9	148.7	148.5
45°	1172.2	962.0	389.1	170.7	162.6	157.2	147.8	142.0	140.1	140.5	140.3
47.5°	1244.3	990.4	329.0	165.1	156.6	149.5	139.0	134.3	132.0	132.0	132.2
50°	1366.9	1056.7	281.1	160.4	151.5	142.3	132.6	126.8	123.8	123.6	123.6
52.5°	1545.5	1175.4	251.3	156.4	145.9	136.0	126.2	118.9	115.3	114.6	114.2
55°	1769.3	1345.5	243.0	153.8	138.4	129.0	118.5	111.2	107.2	105.5	105.3
57.5°	2019.7	1552.4	259.3	150.6	130.7	120.7	110.0	103.1	99.0	96.9	96.7
60°	2273.0	1778.3	326.0	146.1	124.3	111.7	101.4	95.0	90.9	88.6	88.3
62.5°	2526.7	2016.5	462.1	145.7	119.8	103.1	92.6	87.1	83.2	80.7	80.2
65°	2812.9	2277.1	616.9	155.7	118.3	95.2	83.6	79.2	75.9	73.6	73.4
67.5°	3141.5	2571.4	602.0	176.1	123.4	88.1	75.1	71.7	69.3	67.4	67.2
70°	3295.7	2525.4	374.3	190.6	130.5	81.1	67.0	64.6	62.7	61.4	60.8
71°	3231.1	2397.9	313.8	188.9	129.8	78.1	63.8	62.0	60.1	59.0	58.4
72.5°	3054.9	2186.8	261.8	175.8	121.3	72.7	59.7	57.8	56.1	54.8	54.5
75°	2741.3	1953.0	209.6	140.5	96.7	61.4	52.4	50.3	49.0	48.3	47.5
77.5°	2015.1	1393.8	162.1	111.0	71.2	50.1	44.7	43.2	41.9	40.7	40.2
80°	772.0	539.9	109.1	82.8	52.2	39.6	36.1	35.3	34.0	33.2	33.2
82.5°	207.9	161.3	58.2	50.1	34.9	28.9	27.6	27.2	26.1	24.6	24.8
85°	84.1	71.2	32.7	27.6	21.4	17.1	18.6	18.8	17.5	15.6	15.8
87.5°	37.0	30.2	18.2	12.2	9.4	6.6	8.5	8.5	7.7	6.4	5.8
90°	0.0	0.0	0.0	0.0	0.0	0.0	0.0	0.0	0.0	0.0	0.0

Signify Classified - Internal
Cooper Lighting Solutions Photometric Lab
1121 Highway 74 South
Peachtree City, GA 30269

Scaled Data Report



Report Generated By 670245982

Signify Classified - Internal
Cooper Lighting Solutions Photometric Lab
1121 Highway 74 South
Peachtree City, GA 30269

Scaled Data Report



Signify Classified - Internal
Cooper Lighting Solutions Photometric Lab
1121 Highway 74 South
Peachtree City, GA 30269

Scaled Data Report



Signify Classified - Internal
Cooper Lighting Solutions Photometric Lab
1121 Highway 74 South
Peachtree City, GA 30269

Scaled Data Report





--- HS — SS

Signify Classified - Internal
Cooper Lighting Solutions Photometric Lab
1121 Highway 74 South
Peachtree City, GA 30269

Scaled Data Report



u

Signify Classified - Internal
Cooper Lighting Solutions Photometric Lab
1121 Highway 74 South
Peachtree City, GA 30269

Scaled Data Report



Signify Classified - Internal
Cooper Lighting Solutions Photometric Lab
1121 Highway 74 South
Peachtree City, GA 30269

Scaled Data Report



(END OF REPORT)